

Scaled data based on original data using  
LM-79-08 Approved Method: Electrical and Photometric Measurements of Solid-  
State Lighting Products

Test Report Prepared for  
Cooper Lighting Solutions  
(formerly Eaton)

Brand: INVUE

Report Number: P173548

Luminaire Tested: **ENT-EXX-LED-E1-SLL-8030-ULG-BBB**

Issue Date: 03/03/2020

**Test Information**

Test Method: LM-79-08  
Report Number: P173548  
REPORT IS FROM IESNA LM-79-08 TEST DATA - UPLIGHT (P20107) AND DOWNLIGHT  
Test Lab: INNOVATION CENTER-P3  
Issue Date: 03/03/2020  
Manufacturer: COOPER LIGHTING SOLUTIONS (FORMERLY EATON)  
Product Line: INVUE  
Catalog Number: ENT-EXX-LED-E1-SLL-8030-ULG-BBB  
Description: ENTRI LED LUMINAIRE WITH UPLIGHT, EMERGENCY MODE  
LIGHTBARS WITH AccuLED OPTICS - 90° SPILL LIGHT ELIMINATOR LEFT  
Light Source: (42) 3000K CCT, 80 CRI LEDs  
Ballast/Driver: -

**Summary**

Lumens per Lamp: N/A  
Luminaire Lumens: 1432.7 lumens  
Efficiency: N/A  
Efficacy: 260.5 lumens/watt  
Luminous Opening: Rectangular (W 0.33' x L: 1' x H: 0')  
IES Classification: Type IV - Short - Non-Cutoff  
BUG Rating: B0 - U3 - G1

Input Watts (W): 5.5  
Input Voltage (V): NR  
Input Current (Ain): NR  
Voltage Rise (V): NR  
Power Factor: NR  
Total Harmonic Distortion (THDi): NR  
Frequency (hertz): 60  
Stabilization Time: NR  
Operation Time: NR  
Ambient Temperature (°C): NR  
Test Distance: 25 FT

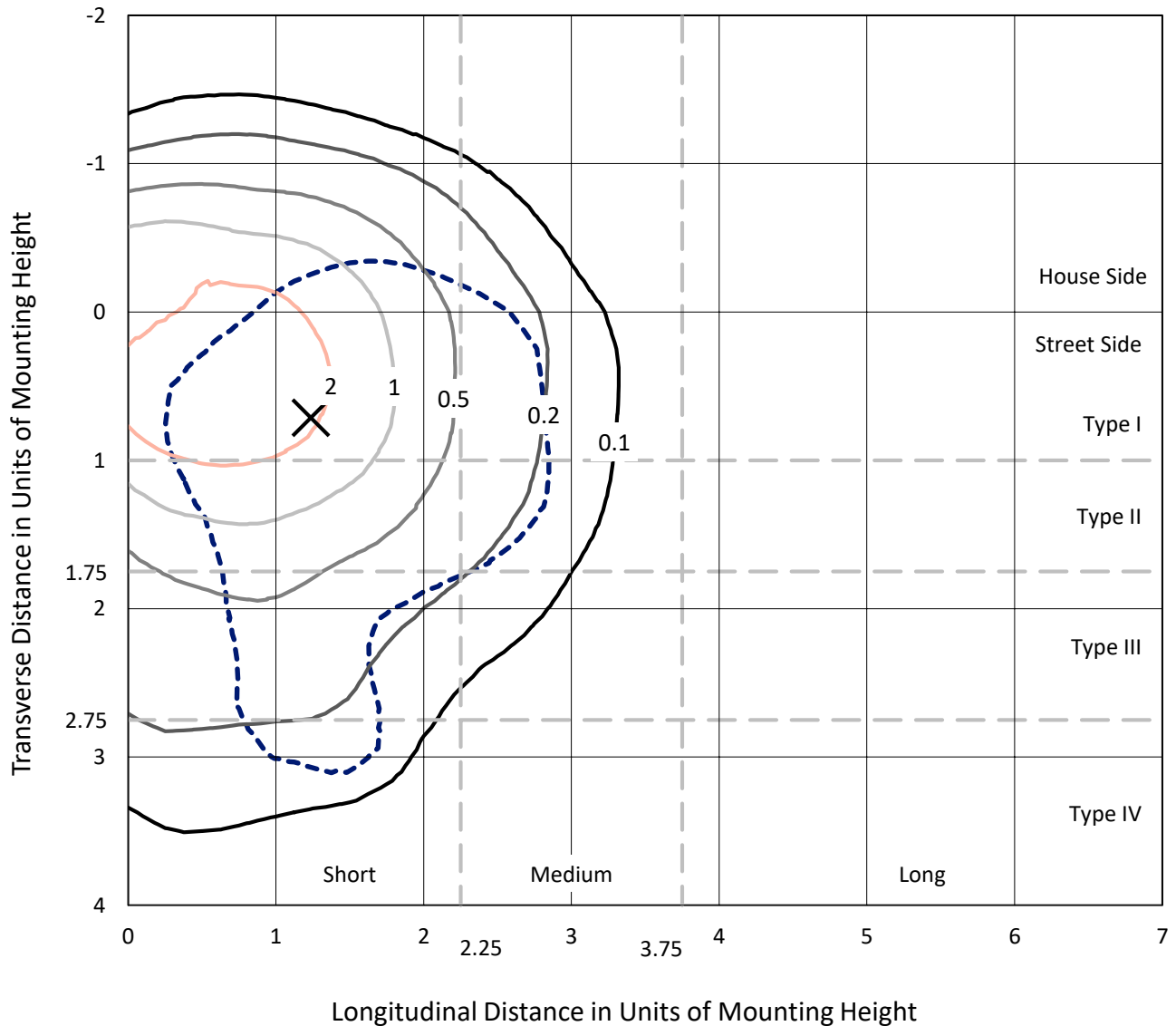


REPORT NUMBER: P173548

CATALOG NUMBER: ENT-EXX-LED-E1-SLL-8030-ULG-BBB

### Iso-Footcandle Lines of Horizontal Illumination

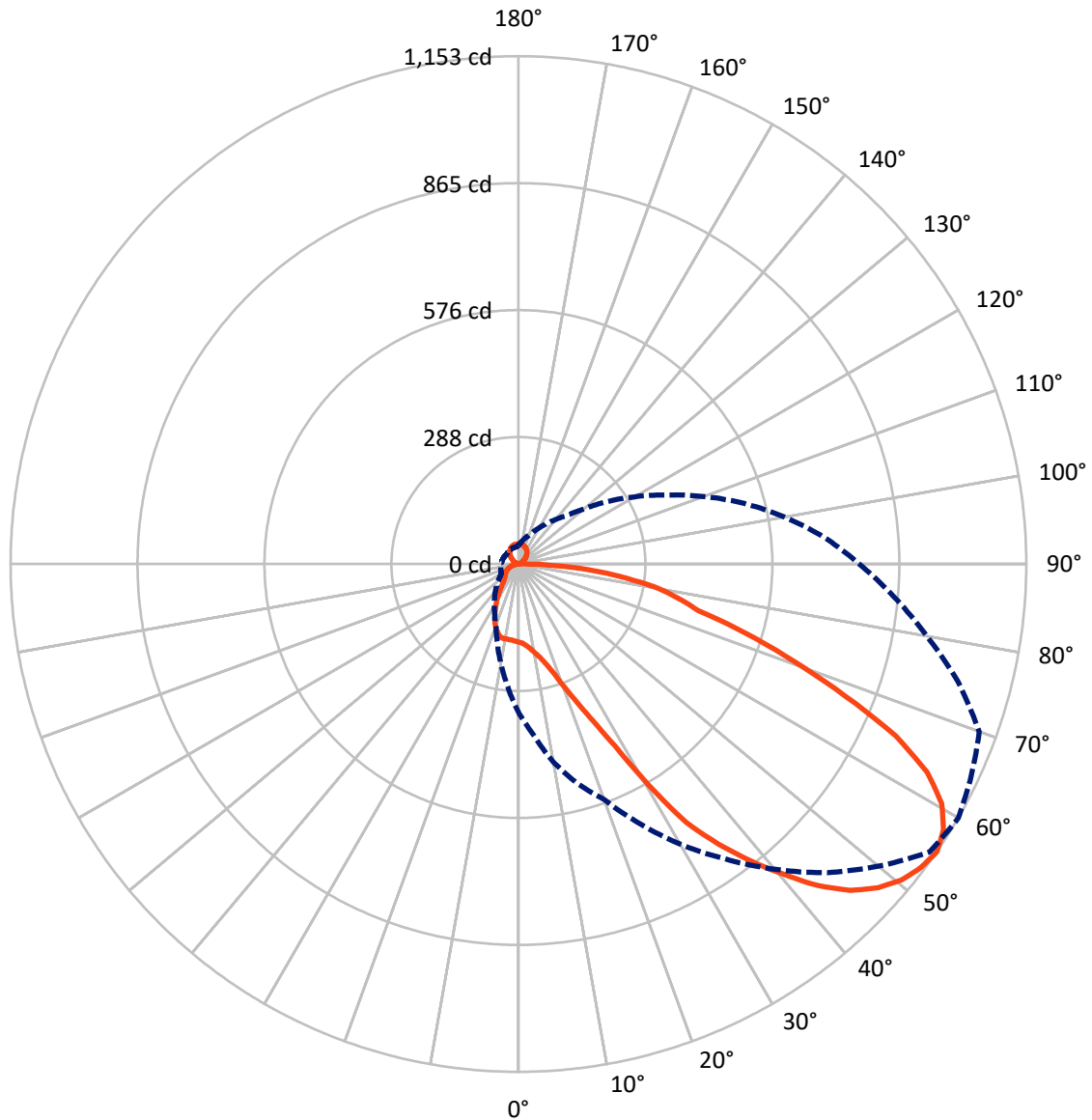
✕ Max cd  
 - - - 1/2 Max cd



Based on 10 foot mounting height. Maximum calculated value = 4.3 fc  
 Type IV - Short - Non-Cutoff

REPORT NUMBER: P173548  
CATALOG NUMBER: ENT-EXX-LED-E1-SLL-8030-ULG-BBB

### Luminous Intensity Polar Plot



— Vertical Plane Through 60-Deg Lateral      - - - Horizontal Cone Through 55-Deg Vertical

REPORT NUMBER: P173548

CATALOG NUMBER: ENT-EXX-LED-E1-SLL-8030-ULG-BBB

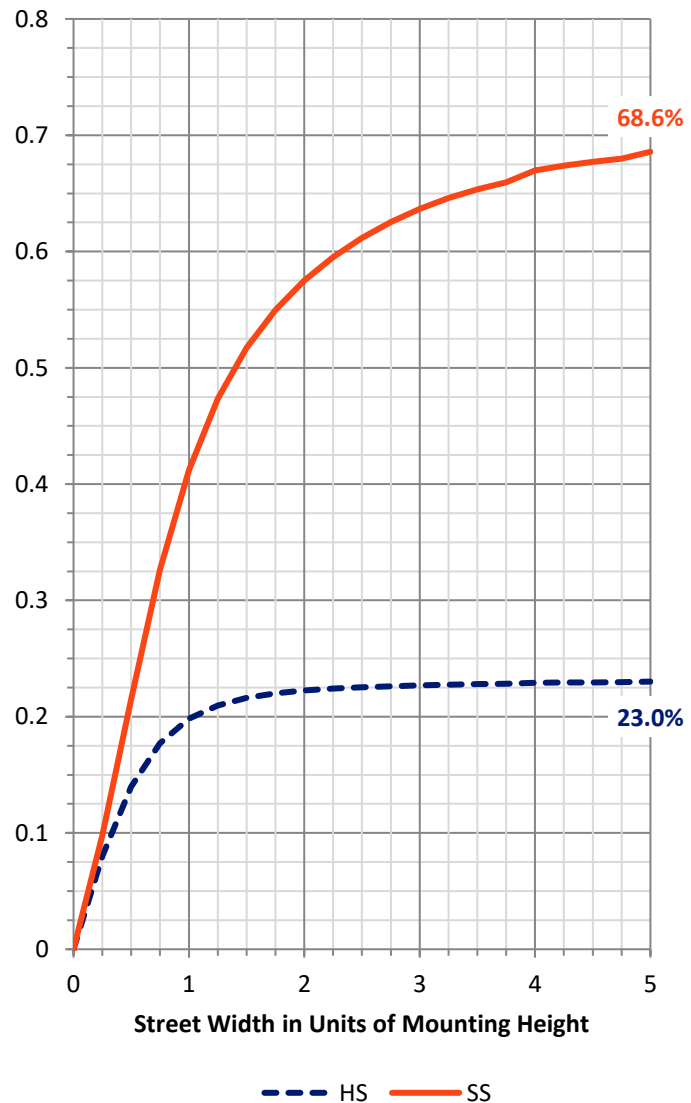
**FLUX DISTRIBUTION:**

		Downward	Upward	Total
<b>House Side</b>	Lumens	332.6	51.1	383.6
	% Fixture	23.2	3.6	26.8
<b>Street Side</b>	Lumens	998.0	51.1	1049.0
	% Fixture	69.7	3.6	73.2
<b>Total</b>	Lumens	1330.5	102.1	1432.7
	% Fixture	92.9	7.1	100.0

**Coefficient of Utilization**

**ZONAL LUMENS:**

Zone	Lumens	% Fixture
0°-10°	17.5	1.2
10°-20°	57.4	4.0
20°-30°	111.4	7.8
30°-40°	175.1	12.2
40°-50°	234.1	16.3
50°-60°	274.6	19.2
60°-70°	260.5	18.2
70°-80°	157.3	11.0
80°-90°	42.6	3.0
90°-100°	0.4	0.0
100°-110°	4.0	0.3
110°-120°	8.2	0.6
120°-130°	13.9	1.0
130°-140°	19.4	1.4
140°-150°	21.2	1.5
150°-160°	18.4	1.3
160°-170°	12.4	0.9
170°-180°	4.3	0.3
0°-90°	1330.5	92.9
0°-180°	1432.7	100.0



REPORT NUMBER: P173548

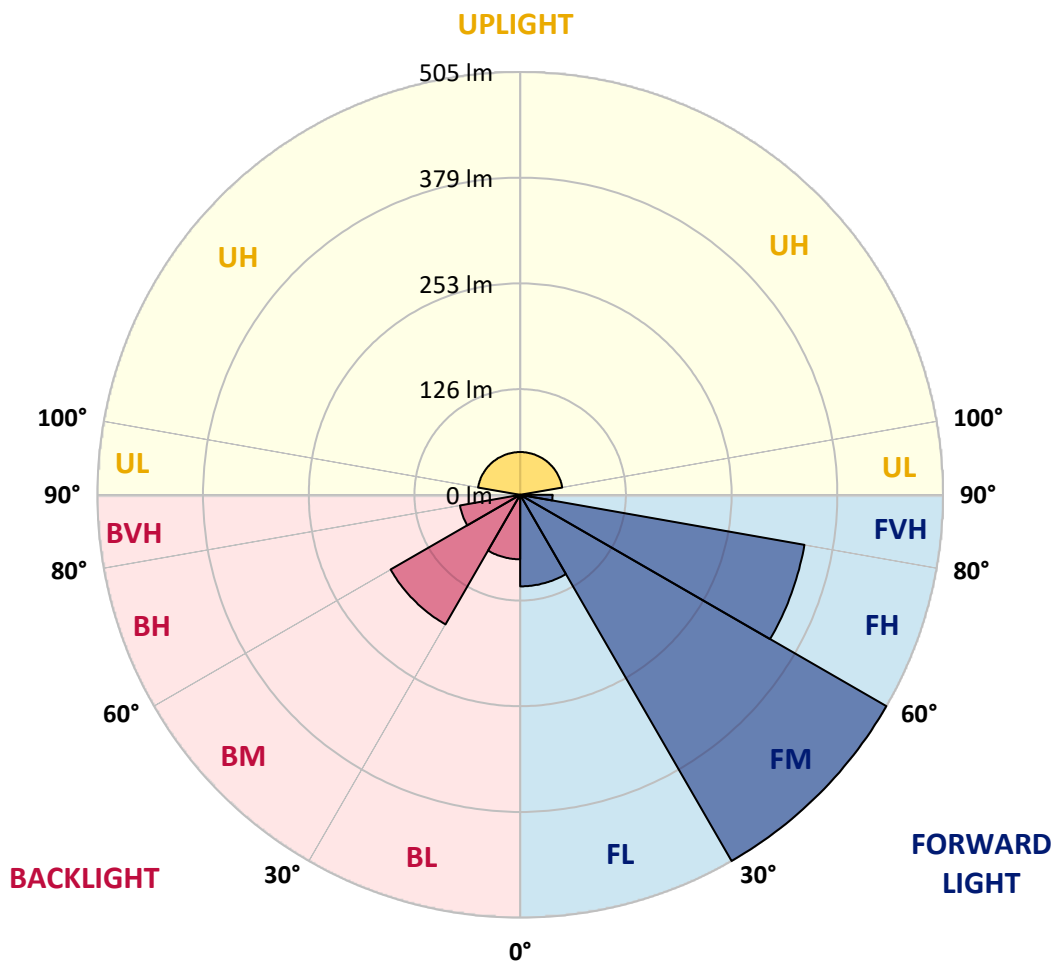
CATALOG NUMBER: ENT-EXX-LED-E1-SLL-8030-ULG-BBB

**LUMINAIRE CLASSIFICATION SYSTEM LUMEN TABLE AND BUG RATING:**

Zone		Lumens	% Fixture	Zone Rating/Lumen Limit		
				B	U	G
FL	(0°-30°)	109.3	7.6			
FM	(30°-60°)	505.1	35.3			
FH	(60°-80°)	344.8	24.1			G0/660
FVH	(80°-90°)	38.7	2.7			G1/100
BL	(0°-30°)	77.0	5.4	B0/110		
BM	(30°-60°)	178.7	12.5	B0/220		
BH	(60°-80°)	73.0	5.1	B0/110		G0/110
BVH	(80°-90°)	3.9	0.3			G0/10
UL	(90°-100°)	0.4	0.0		U1/10	
UH	(100°-180°)	51.1	3.6		U3/500	

**BUG Rating: B0-U3-G1**

Type IV Short





REPORT NUMBER: P173548

CATALOG NUMBER: ENT-EXX-LED-E1-SLL-8030-ULG-BBB

**CANDELA DISTRIBUTION (FULL):**

	0°	5°	10°	15°	20°	25°	30°	35°	40°	45°	50°
0°	177.4	177.4	177.4	177.4	177.4	177.4	177.4	177.4	177.4	177.4	177.4
2.5°	181.2	180.9	181.2	180.9	180.9	180.9	181.2	180.9	180.1	180.1	180.3
5°	185.5	185.5	185.5	185.8	185.8	186.1	186.6	186.1	185.8	187.2	186.1
7.5°	190.7	190.7	191.5	191.8	192.6	192.6	193.7	193.4	194.5	195.4	194.5
10°	198.7	197.8	199.8	199.8	201.9	202.2	203.3	203.6	205.5	207.1	205.8
12.5°	210.1	210.7	213.9	214.5	217.2	217.2	217.2	218.3	219.7	220.8	219.4
15°	230.6	231.7	236.1	236.4	241.0	239.1	241.3	241.6	241.3	242.1	240.2
17.5°	257.1	260.1	266.4	267.8	270.0	273.8	273.8	273.3	274.6	275.4	270.2
20°	289.6	294.9	301.9	304.7	310.7	317.3	317.0	315.9	316.2	314.0	308.2
22.5°	326.3	338.0	349.8	354.1	358.5	366.7	371.9	370.3	371.6	366.7	361.5
25°	368.1	387.2	405.0	411.5	427.4	441.8	444.0	442.9	436.9	432.3	427.1
27.5°	393.8	418.9	443.2	459.9	486.9	510.2	514.8	522.5	524.4	528.2	515.6
30°	399.2	430.6	461.0	486.4	518.9	546.5	577.1	599.8	615.1	627.1	618.9
32.5°	403.1	438.6	472.2	504.2	530.9	571.1	609.6	643.3	688.1	704.4	720.0
35°	404.2	444.8	482.8	518.9	553.6	593.5	634.8	671.6	732.3	780.9	814.3
37.5°	402.5	449.5	494.0	538.0	579.3	623.3	666.7	702.8	761.8	824.7	869.5
40°	395.9	447.9	498.7	548.1	598.2	652.5	702.3	741.3	796.5	870.9	930.4
42.5°	387.5	441.0	497.0	551.4	607.7	671.6	731.8	779.3	840.3	915.4	983.2
45°	376.8	432.5	490.5	547.9	608.5	679.6	748.1	809.1	873.9	957.5	1022.8
47.5°	363.7	420.5	481.8	539.9	603.1	679.8	755.8	825.5	896.5	986.4	1057.0
50°	351.4	408.0	471.9	529.3	592.7	673.0	755.0	832.9	910.5	1003.4	1077.4
52.5°	341.8	397.3	463.4	520.8	580.7	661.8	746.8	829.3	912.7	1005.6	1081.3
55°	335.8	388.6	456.3	515.1	568.6	649.8	734.2	817.0	904.5	991.1	1067.1
57.5°	336.6	386.9	452.2	514.0	559.9	639.4	720.0	799.5	879.0	961.6	1040.0
60°	345.1	390.5	450.1	506.3	565.4	640.5	713.7	780.1	843.8	919.8	993.0
62.5°	366.4	405.5	453.6	511.5	576.6	650.9	709.6	750.1	788.1	864.0	938.6
65°	406.9	440.8	479.3	530.1	593.8	665.4	693.0	701.2	725.5	797.9	872.0
67.5°	446.5	486.6	508.5	541.0	600.6	669.5	673.0	637.8	637.2	707.7	761.3
70°	484.7	542.9	551.7	569.7	610.5	665.1	652.3	584.2	553.3	562.9	594.0
72.5°	459.6	546.8	553.1	558.5	582.8	633.7	618.9	527.1	458.0	445.7	480.9
75°	350.9	461.5	476.3	466.7	480.1	518.9	516.2	444.3	420.8	429.0	442.7
77.5°	252.5	355.8	387.7	356.6	353.0	378.2	371.1	377.1	421.6	433.6	430.4
80°	146.5	226.0	271.6	241.8	231.2	247.0	274.9	317.0	365.6	391.6	396.5
82.5°	91.5	133.4	181.4	170.0	155.5	183.3	226.5	256.0	280.1	303.9	305.2
85°	39.6	57.1	88.5	92.9	115.0	139.9	174.3	182.8	209.1	227.3	211.5
87.5°	1.4	1.4	21.3	31.7	56.3	101.1	136.9	122.4	124.1	108.8	101.4
90°	0.0	0.0	0.0	0.0	0.0	0.0	0.0	0.0	0.0	0.0	0.0
92.5°	0.0	0.0	0.0	0.0	0.0	0.0	0.0	0.0	0.0	0.0	0.0
95°	0.2	0.2	0.2	0.2	0.2	0.2	0.2	0.2	0.2	0.2	0.2
97.5°	0.5	0.5	0.5	0.5	0.5	0.5	0.5	0.5	0.5	0.5	0.5
100°	1.6	1.6	1.6	1.6	1.6	1.6	1.6	1.6	1.6	1.6	1.6
102.5°	2.8	2.8	2.8	2.8	2.8	2.8	2.8	2.8	2.8	2.8	2.8
105°	3.8	3.8	3.8	3.8	3.8	3.8	3.8	3.8	3.8	3.8	3.8
107.5°	4.8	4.8	4.8	4.8	4.8	4.8	4.8	4.8	4.8	4.8	4.8
110°	5.8	5.8	5.8	5.8	5.8	5.8	5.8	5.8	5.8	5.8	5.8



REPORT NUMBER: P173548

CATALOG NUMBER: ENT-EXX-LED-E1-SLL-8030-ULG-BBB

**CANDELA DISTRIBUTION (continued):**

	0°	5°	10°	15°	20°	25°	30°	35°	40°	45°	50°
112.5°	6.9	6.9	6.9	6.9	6.9	6.9	6.9	6.9	6.9	6.9	6.9
115°	8.1	8.1	8.1	8.1	8.1	8.1	8.1	8.1	8.1	8.1	8.1
117.5°	9.6	9.6	9.6	9.6	9.6	9.6	9.6	9.6	9.6	9.6	9.6
120°	11.3	11.3	11.3	11.3	11.3	11.3	11.3	11.3	11.3	11.3	11.3
122.5°	13.2	13.2	13.2	13.2	13.2	13.2	13.2	13.2	13.2	13.2	13.2
125°	15.5	15.5	15.5	15.5	15.5	15.5	15.5	15.5	15.5	15.5	15.5
127.5°	17.9	17.9	17.9	17.9	17.9	17.9	17.9	17.9	17.9	17.9	17.9
130°	20.4	20.4	20.4	20.4	20.4	20.4	20.4	20.4	20.4	20.4	20.4
132.5°	22.8	22.8	22.8	22.8	22.8	22.8	22.8	22.8	22.8	22.8	22.8
135°	25.2	25.2	25.2	25.2	25.2	25.2	25.2	25.2	25.2	25.2	25.2
137.5°	27.6	27.6	27.6	27.6	27.6	27.6	27.6	27.6	27.6	27.6	27.6
140°	29.9	29.9	29.9	29.9	29.9	29.9	29.9	29.9	29.9	29.9	29.9
142.5°	32.1	32.1	32.1	32.1	32.1	32.1	32.1	32.1	32.1	32.1	32.1
145°	34.0	34.0	34.0	34.0	34.0	34.0	34.0	34.0	34.0	34.0	34.0
147.5°	35.6	35.6	35.6	35.6	35.6	35.6	35.6	35.6	35.6	35.6	35.6
150°	37.3	37.3	37.3	37.3	37.3	37.3	37.3	37.3	37.3	37.3	37.3
152.5°	38.8	38.8	38.8	38.8	38.8	38.8	38.8	38.8	38.8	38.8	38.8
155°	40.0	40.0	40.0	40.0	40.0	40.0	40.0	40.0	40.0	40.0	40.0
157.5°	41.1	41.1	41.1	41.1	41.1	41.1	41.1	41.1	41.1	41.1	41.1
160°	42.2	42.2	42.2	42.2	42.2	42.2	42.2	42.2	42.2	42.2	42.2
162.5°	43.2	43.2	43.2	43.2	43.2	43.2	43.2	43.2	43.2	43.2	43.2
165°	44.0	44.0	44.0	44.0	44.0	44.0	44.0	44.0	44.0	44.0	44.0
167.5°	44.4	44.4	44.4	44.4	44.4	44.4	44.4	44.4	44.4	44.4	44.4
170°	44.5	44.5	44.5	44.5	44.5	44.5	44.5	44.5	44.5	44.5	44.5
172.5°	44.9	44.9	44.9	44.9	44.9	44.9	44.9	44.9	44.9	44.9	44.9
175°	45.5	45.5	45.5	45.5	45.5	45.5	45.5	45.5	45.5	45.5	45.5
177.5°	45.7	45.7	45.7	45.7	45.7	45.7	45.7	45.7	45.7	45.7	45.7
180°	45.6	45.6	45.6	45.6	45.6	45.6	45.6	45.6	45.6	45.6	45.6





REPORT NUMBER: P173548

CATALOG NUMBER: ENT-EXX-LED-E1-SLL-8030-ULG-BBB

**CANDELA DISTRIBUTION (continued):**

	55°	60°	65°	70°	75°	80°	85°	90°	95°	100°	105°
0°	177.4	177.4	177.4	177.4	177.4	177.4	177.4	177.4	177.4	177.4	177.4
2.5°	180.3	179.8	180.1	179.3	179.3	179.5	179.5	178.7	178.7	178.7	178.4
5°	186.6	186.1	185.8	185.3	184.4	185.0	184.2	183.6	182.8	182.5	181.7
7.5°	194.8	194.0	193.7	192.4	191.3	190.7	190.2	188.3	187.5	186.9	185.8
10°	204.4	204.4	203.8	201.1	200.3	198.4	196.5	194.3	192.6	190.2	188.8
12.5°	216.7	217.5	215.6	213.1	211.2	207.4	203.8	200.8	197.6	194.0	191.8
15°	235.0	235.5	231.7	229.5	226.5	222.2	216.7	211.8	206.9	201.9	197.8
17.5°	262.1	261.2	255.8	253.6	248.4	241.0	233.6	227.1	219.7	212.9	207.7
20°	301.1	297.9	283.6	282.8	276.3	265.9	255.2	245.6	235.8	227.1	218.3
22.5°	348.7	341.3	330.9	319.2	306.6	295.1	282.5	269.1	256.9	245.9	236.4
25°	410.7	394.3	384.7	368.9	358.0	337.7	320.3	309.6	292.9	280.3	268.1
27.5°	493.5	467.5	453.6	436.4	412.1	397.9	374.1	353.6	335.8	315.1	301.4
30°	600.9	581.8	546.8	522.7	489.1	454.7	425.5	398.7	375.4	350.6	330.4
32.5°	711.3	699.3	658.3	613.5	562.3	511.8	468.9	435.8	405.5	377.6	354.4
35°	805.0	780.1	740.0	693.0	627.4	568.9	514.5	472.5	434.7	400.0	370.8
37.5°	865.4	854.5	813.7	760.5	688.6	625.5	569.2	519.4	472.5	427.1	389.4
40°	932.6	926.3	892.2	826.9	760.5	683.1	618.9	566.5	515.9	461.8	412.3
42.5°	992.7	998.5	963.5	906.1	829.3	742.2	673.8	615.6	558.0	502.8	445.7
45°	1046.6	1057.0	1031.2	978.0	893.8	798.4	727.1	663.7	600.9	540.5	476.8
47.5°	1087.0	1098.2	1076.6	1034.8	947.1	845.4	773.9	702.8	636.9	567.6	500.1
50°	1120.9	1127.4	1111.1	1074.4	990.3	891.1	811.3	736.7	663.7	588.9	515.1
52.5°	1140.5	1144.4	1128.2	1101.8	1023.1	925.0	840.5	760.2	682.6	603.6	524.9
55°	1139.4	1152.9	1134.6	1113.2	1033.2	941.1	855.8	773.6	696.5	613.2	530.6
57.5°	1118.1	1137.8	1129.3	1102.8	1024.7	940.0	858.0	781.2	705.5	616.4	527.9
60°	1077.2	1104.2	1110.2	1072.5	990.8	909.9	837.2	772.5	697.1	602.0	511.3
62.5°	1019.2	1041.1	1056.7	1005.3	924.4	847.6	790.8	739.7	662.9	559.1	476.8
65°	931.8	941.9	946.3	898.7	819.5	768.4	731.2	687.2	602.0	498.1	423.5
67.5°	801.7	800.3	804.7	782.6	724.1	697.4	672.7	624.9	525.5	428.5	354.1
70°	637.5	665.9	690.0	666.5	630.1	603.3	582.8	526.3	419.7	330.9	269.1
72.5°	518.9	542.1	555.3	534.8	499.5	480.4	453.3	397.0	295.4	235.3	184.7
75°	438.3	421.3	429.3	416.4	383.9	356.3	340.8	278.7	193.7	155.8	115.0
77.5°	395.9	368.9	351.7	324.1	286.9	255.5	239.6	173.2	122.2	91.8	66.4
80°	350.1	312.6	267.8	223.2	191.3	171.9	160.9	98.9	67.2	53.3	38.3
82.5°	266.1	230.9	187.5	155.2	127.6	111.2	98.7	56.6	38.0	28.1	21.9
85°	170.5	157.1	143.5	127.6	106.8	85.8	66.1	41.2	27.9	16.1	12.0
87.5°	82.2	68.3	67.8	62.6	59.6	47.0	27.9	9.6	6.0	5.2	3.3
90°	0.0	0.0	0.0	0.0	0.0	0.0	0.0	0.0	0.0	0.0	0.0
92.5°	0.0	0.0	0.0	0.0	0.0	0.0	0.0	0.0	0.0	0.0	0.0
95°	0.2	0.2	0.2	0.2	0.2	0.2	0.2	0.2	0.2	0.2	0.2
97.5°	0.5	0.5	0.5	0.5	0.5	0.5	0.5	0.5	0.5	0.5	0.5
100°	1.6	1.6	1.6	1.6	1.6	1.6	1.6	1.6	1.6	1.6	1.6
102.5°	2.8	2.8	2.8	2.8	2.8	2.8	2.8	2.8	2.8	2.8	2.8
105°	3.8	3.8	3.8	3.8	3.8	3.8	3.8	3.8	3.8	3.8	3.8
107.5°	4.8	4.8	4.8	4.8	4.8	4.8	4.8	4.8	4.8	4.8	4.8
110°	5.8	5.8	5.8	5.8	5.8	5.8	5.8	5.8	5.8	5.8	5.8



REPORT NUMBER: P173548

CATALOG NUMBER: ENT-EXX-LED-E1-SLL-8030-ULG-BBB

**CANDELA DISTRIBUTION (continued):**

	55°	60°	65°	70°	75°	80°	85°	90°	95°	100°	105°
112.5°	6.9	6.9	6.9	6.9	6.9	6.9	6.9	6.9	6.9	6.9	6.9
115°	8.1	8.1	8.1	8.1	8.1	8.1	8.1	8.1	8.1	8.1	8.1
117.5°	9.6	9.6	9.6	9.6	9.6	9.6	9.6	9.6	9.6	9.6	9.6
120°	11.3	11.3	11.3	11.3	11.3	11.3	11.3	11.3	11.3	11.3	11.3
122.5°	13.2	13.2	13.2	13.2	13.2	13.2	13.2	13.2	13.2	13.2	13.2
125°	15.5	15.5	15.5	15.5	15.5	15.5	15.5	15.5	15.5	15.5	15.5
127.5°	17.9	17.9	17.9	17.9	17.9	17.9	17.9	17.9	17.9	17.9	17.9
130°	20.4	20.4	20.4	20.4	20.4	20.4	20.4	20.4	20.4	20.4	20.4
132.5°	22.8	22.8	22.8	22.8	22.8	22.8	22.8	22.8	22.8	22.8	22.8
135°	25.2	25.2	25.2	25.2	25.2	25.2	25.2	25.2	25.2	25.2	25.2
137.5°	27.6	27.6	27.6	27.6	27.6	27.6	27.6	27.6	27.6	27.6	27.6
140°	29.9	29.9	29.9	29.9	29.9	29.9	29.9	29.9	29.9	29.9	29.9
142.5°	32.1	32.1	32.1	32.1	32.1	32.1	32.1	32.1	32.1	32.1	32.1
145°	34.0	34.0	34.0	34.0	34.0	34.0	34.0	34.0	34.0	34.0	34.0
147.5°	35.6	35.6	35.6	35.6	35.6	35.6	35.6	35.6	35.6	35.6	35.6
150°	37.3	37.3	37.3	37.3	37.3	37.3	37.3	37.3	37.3	37.3	37.3
152.5°	38.8	38.8	38.8	38.8	38.8	38.8	38.8	38.8	38.8	38.8	38.8
155°	40.0	40.0	40.0	40.0	40.0	40.0	40.0	40.0	40.0	40.0	40.0
157.5°	41.1	41.1	41.1	41.1	41.1	41.1	41.1	41.1	41.1	41.1	41.1
160°	42.2	42.2	42.2	42.2	42.2	42.2	42.2	42.2	42.2	42.2	42.2
162.5°	43.2	43.2	43.2	43.2	43.2	43.2	43.2	43.2	43.2	43.2	43.2
165°	44.0	44.0	44.0	44.0	44.0	44.0	44.0	44.0	44.0	44.0	44.0
167.5°	44.4	44.4	44.4	44.4	44.4	44.4	44.4	44.4	44.4	44.4	44.4
170°	44.5	44.5	44.5	44.5	44.5	44.5	44.5	44.5	44.5	44.5	44.5
172.5°	44.9	44.9	44.9	44.9	44.9	44.9	44.9	44.9	44.9	44.9	44.9
175°	45.5	45.5	45.5	45.5	45.5	45.5	45.5	45.5	45.5	45.5	45.5
177.5°	45.7	45.7	45.7	45.7	45.7	45.7	45.7	45.7	45.7	45.7	45.7
180°	45.6	45.6	45.6	45.6	45.6	45.6	45.6	45.6	45.6	45.6	45.6



REPORT NUMBER: P173548

CATALOG NUMBER: ENT-EXX-LED-E1-SLL-8030-ULG-BBB

**CANDELA DISTRIBUTION (continued):**

	110°	115°	120°	125°	130°	135°	140°	145°	150°	155°	160°
0°	177.4	177.4	177.4	177.4	177.4	177.4	177.4	177.4	177.4	177.4	177.4
2.5°	177.9	177.6	177.1	177.1	176.8	176.5	176.3	176.3	176.5	176.0	175.7
5°	180.9	180.6	179.8	179.5	179.3	178.7	178.7	178.4	178.4	177.9	177.6
7.5°	184.4	183.9	183.3	183.1	182.2	182.2	182.2	182.8	182.8	182.8	183.1
10°	188.0	186.6	186.1	186.1	185.8	186.1	186.9	187.5	188.3	188.8	189.4
12.5°	189.9	188.6	188.0	187.5	188.3	188.3	189.6	191.3	192.6	194.0	194.5
15°	194.8	192.4	191.3	189.9	189.9	189.9	191.3	192.6	194.3	195.9	196.2
17.5°	203.3	198.9	196.8	193.7	192.9	191.8	191.8	192.4	193.4	194.8	194.8
20°	211.8	207.4	203.8	200.6	198.4	195.4	193.2	191.3	190.5	191.0	191.0
22.5°	227.1	221.9	217.5	212.0	207.1	203.3	197.8	193.2	189.6	188.6	187.7
25°	254.7	247.3	239.9	231.7	226.2	219.2	211.5	203.8	196.8	191.8	187.5
27.5°	285.3	275.2	264.5	251.7	242.9	232.3	222.2	211.2	202.5	195.1	187.2
30°	314.5	295.7	280.3	264.2	250.0	235.5	223.0	210.1	200.6	191.8	182.2
32.5°	329.0	306.6	285.8	265.6	248.4	231.7	218.1	203.6	193.4	183.6	172.1
35°	339.1	312.3	287.5	264.0	244.6	226.2	210.7	195.6	183.6	172.4	159.3
37.5°	351.7	318.1	288.8	262.6	239.9	219.2	201.7	184.7	171.0	159.0	145.4
40°	368.1	326.8	290.5	258.8	232.8	209.3	191.3	173.0	158.5	145.6	133.1
42.5°	390.7	338.8	292.4	254.1	224.9	200.3	181.7	164.0	148.6	135.0	122.4
45°	413.2	352.8	297.3	252.8	219.7	194.5	174.9	156.0	139.9	125.4	111.0
47.5°	429.8	363.2	302.5	253.6	216.7	188.6	167.5	146.5	128.4	112.6	97.8
50°	440.5	369.7	307.1	255.8	213.9	180.6	155.8	134.4	115.9	100.3	85.5
52.5°	446.0	371.6	308.8	254.9	206.9	168.1	143.2	122.7	104.9	89.6	76.5
55°	447.6	369.7	305.2	247.3	194.5	155.5	131.7	112.3	95.1	80.6	68.9
57.5°	441.8	361.5	292.6	231.7	178.2	143.5	119.4	100.6	84.1	71.3	60.7
60°	423.3	342.7	270.5	207.4	159.8	127.3	103.3	84.7	71.3	60.1	52.7
62.5°	389.4	310.7	240.5	177.1	134.7	105.2	82.5	66.4	55.5	47.6	43.7
65°	347.0	267.0	195.4	140.7	103.0	78.4	59.3	48.6	41.0	36.4	34.4
67.5°	283.6	208.8	146.2	100.3	71.0	53.3	40.2	34.4	31.1	29.8	29.2
70°	204.1	144.8	96.7	65.0	46.2	36.4	29.2	26.8	25.4	25.4	25.7
72.5°	134.4	89.4	59.0	41.5	32.8	27.3	23.8	22.7	22.7	23.2	23.5
75°	78.7	51.9	36.4	30.3	26.0	23.0	21.0	20.2	20.2	20.5	20.5
77.5°	46.5	32.0	26.0	23.0	21.0	19.7	18.6	17.5	17.2	17.2	18.0
80°	28.7	22.7	20.2	18.3	16.9	15.9	14.8	14.8	14.8	14.5	15.0
82.5°	18.6	16.1	15.9	15.3	13.7	12.6	11.5	11.5	12.0	11.5	11.8
85°	11.2	10.7	10.4	10.4	9.8	9.3	8.5	8.5	9.3	9.0	7.9
87.5°	3.0	2.7	3.6	3.3	3.8	3.8	3.8	4.4	5.7	7.4	5.5
90°	0.0	0.0	0.0	0.0	0.0	0.0	0.0	0.0	0.0	0.0	0.0
92.5°	0.0	0.0	0.0	0.0	0.0	0.0	0.0	0.0	0.0	0.0	0.0
95°	0.2	0.2	0.2	0.2	0.2	0.2	0.2	0.2	0.2	0.2	0.2
97.5°	0.5	0.5	0.5	0.5	0.5	0.5	0.5	0.5	0.5	0.5	0.5
100°	1.6	1.6	1.6	1.6	1.6	1.6	1.6	1.6	1.6	1.6	1.6
102.5°	2.8	2.8	2.8	2.8	2.8	2.8	2.8	2.8	2.8	2.8	2.8
105°	3.8	3.8	3.8	3.8	3.8	3.8	3.8	3.8	3.8	3.8	3.8
107.5°	4.8	4.8	4.8	4.8	4.8	4.8	4.8	4.8	4.8	4.8	4.8
110°	5.8	5.8	5.8	5.8	5.8	5.8	5.8	5.8	5.8	5.8	5.8



REPORT NUMBER: P173548  
 CATALOG NUMBER: ENT-EXX-LED-E1-SLL-8030-ULG-BBB

REPORT N  
 CATALOG

**CANDELA DISTRIBUTION (continued):**

**CANDELA**

	110°	115°	120°	125°	130°	135°	140°	145°	150°	155°	160°	
112.5°	6.9	6.9	6.9	6.9	6.9	6.9	6.9	6.9	6.9	6.9	6.9	0°
115°	8.1	8.1	8.1	8.1	8.1	8.1	8.1	8.1	8.1	8.1	8.1	2.5°
117.5°	9.6	9.6	9.6	9.6	9.6	9.6	9.6	9.6	9.6	9.6	9.6	5°
120°	11.3	11.3	11.3	11.3	11.3	11.3	11.3	11.3	11.3	11.3	11.3	7.5°
122.5°	13.2	13.2	13.2	13.2	13.2	13.2	13.2	13.2	13.2	13.2	13.2	10°
125°	15.5	15.5	15.5	15.5	15.5	15.5	15.5	15.5	15.5	15.5	15.5	12.5°
127.5°	17.9	17.9	17.9	17.9	17.9	17.9	17.9	17.9	17.9	17.9	17.9	15°
130°	20.4	20.4	20.4	20.4	20.4	20.4	20.4	20.4	20.4	20.4	20.4	17.5°
132.5°	22.8	22.8	22.8	22.8	22.8	22.8	22.8	22.8	22.8	22.8	22.8	20°
135°	25.2	25.2	25.2	25.2	25.2	25.2	25.2	25.2	25.2	25.2	25.2	22.5°
137.5°	27.6	27.6	27.6	27.6	27.6	27.6	27.6	27.6	27.6	27.6	27.6	25°
140°	29.9	29.9	29.9	29.9	29.9	29.9	29.9	29.9	29.9	29.9	29.9	27.5°
142.5°	32.1	32.1	32.1	32.1	32.1	32.1	32.1	32.1	32.1	32.1	32.1	30°
145°	34.0	34.0	34.0	34.0	34.0	34.0	34.0	34.0	34.0	34.0	34.0	32.5°
147.5°	35.6	35.6	35.6	35.6	35.6	35.6	35.6	35.6	35.6	35.6	35.6	35°
150°	37.3	37.3	37.3	37.3	37.3	37.3	37.3	37.3	37.3	37.3	37.3	37.5°
152.5°	38.8	38.8	38.8	38.8	38.8	38.8	38.8	38.8	38.8	38.8	38.8	40°
155°	40.0	40.0	40.0	40.0	40.0	40.0	40.0	40.0	40.0	40.0	40.0	42.5°
157.5°	41.1	41.1	41.1	41.1	41.1	41.1	41.1	41.1	41.1	41.1	41.1	45°
160°	42.2	42.2	42.2	42.2	42.2	42.2	42.2	42.2	42.2	42.2	42.2	47.5°
162.5°	43.2	43.2	43.2	43.2	43.2	43.2	43.2	43.2	43.2	43.2	43.2	50°
165°	44.0	44.0	44.0	44.0	44.0	44.0	44.0	44.0	44.0	44.0	44.0	52.5°
167.5°	44.4	44.4	44.4	44.4	44.4	44.4	44.4	44.4	44.4	44.4	44.4	55°
170°	44.5	44.5	44.5	44.5	44.5	44.5	44.5	44.5	44.5	44.5	44.5	57.5°
172.5°	44.9	44.9	44.9	44.9	44.9	44.9	44.9	44.9	44.9	44.9	44.9	60°
175°	45.5	45.5	45.5	45.5	45.5	45.5	45.5	45.5	45.5	45.5	45.5	62.5°
177.5°	45.7	45.7	45.7	45.7	45.7	45.7	45.7	45.7	45.7	45.7	45.7	65°
180°	45.6	45.6	45.6	45.6	45.6	45.6	45.6	45.6	45.6	45.6	45.6	67.5°
												70°
												72.5°
												75°
												77.5°
												80°
												82.5°
												85°
												87.5°
												90°
												92.5°
												95°
												97.5°
												100°
												102.5°
												105°
												107.5°
												110°

NUMBER: P173548  
 NUMBER: ENT-EXX-LED-E1-SLL-8030-ULG-BBB

REPORT NUMBER: P  
 CATALOG NUMBER:

**DISTRIBUTION (continued):**

**CANDELA DISTRIBUTION**

165°	170°	175°	180°	185°	190°	195°	200°	205°	210°	215°	165°	
177.4	177.4	177.4	177.4	177.4	177.4	177.4	177.4	177.4	177.4	177.4	112.5°	6.9
175.4	175.7	175.2	174.9	175.2	175.4	174.6	174.3	174.1	173.8	174.1	115°	8.1
177.4	177.4	176.5	176.0	176.0	175.7	174.9	174.6	173.5	173.2	174.1	117.5°	9.6
182.8	182.5	181.7	180.9	180.6	180.6	178.7	177.9	177.4	175.7	176.0	120°	11.3
189.1	189.1	189.4	188.3	186.9	186.6	184.4	183.1	182.2	180.9	180.3	122.5°	13.2
194.0	193.2	192.9	191.3	189.9	189.4	187.5	186.4	185.3	183.9	183.6	125°	15.5
195.6	194.0	192.9	191.0	189.4	188.3	186.6	185.5	184.2	183.3	182.8	127.5°	17.9
194.0	192.4	190.7	188.6	186.4	185.0	183.1	181.4	180.9	179.8	178.2	130°	20.4
190.5	188.6	186.6	183.9	181.4	179.5	177.4	176.0	174.3	172.7	169.4	132.5°	22.8
186.1	183.9	182.0	178.4	176.0	173.8	171.3	169.1	167.2	164.0	159.0	135°	25.2
183.1	178.4	175.2	170.2	167.5	164.8	163.7	161.5	158.8	153.0	147.0	137.5°	27.6
178.7	170.2	164.2	159.3	155.5	152.2	150.3	147.8	145.1	139.6	133.4	140°	29.9
171.3	161.5	155.8	150.5	146.2	142.6	139.1	134.4	130.9	124.6	120.2	142.5°	32.1
160.1	151.9	146.7	141.8	136.1	131.4	127.1	121.6	116.4	110.1	106.3	145°	34.0
147.6	140.2	133.6	128.4	122.4	117.8	113.1	106.8	101.9	96.2	92.6	147.5°	35.6
134.4	126.5	118.9	112.9	107.4	102.2	98.1	92.1	86.9	81.4	79.5	150°	37.3
122.7	113.7	105.5	99.5	93.4	88.3	83.9	77.6	73.2	69.4	67.2	152.5°	38.8
111.2	101.7	94.0	87.7	81.7	76.2	70.5	65.6	61.7	60.1	57.1	155°	40.0
98.4	88.5	81.2	74.3	69.4	63.7	59.3	56.0	53.6	52.2	50.3	157.5°	41.1
85.2	77.1	69.4	63.1	57.1	52.2	49.5	47.8	47.0	45.9	45.1	160°	42.2
74.6	67.5	59.8	53.8	48.4	44.8	43.4	42.6	42.1	41.5	41.2	162.5°	43.2
67.2	59.6	52.7	47.0	42.9	41.0	40.4	39.9	39.3	39.1	38.8	165°	44.0
61.5	53.8	47.6	42.6	39.6	39.1	38.8	38.3	37.7	37.7	37.2	167.5°	44.4
54.7	48.1	42.6	39.1	37.4	37.2	36.9	36.6	36.4	36.4	36.1	170°	44.5
47.6	42.6	39.1	36.6	36.1	35.5	35.0	34.4	34.2	34.7	35.0	172.5°	44.9
40.4	37.4	35.3	34.4	33.9	33.1	32.5	32.0	32.0	32.5	33.3	175°	45.5
33.6	32.5	32.0	31.4	31.1	30.9	30.3	29.8	29.8	29.8	30.3	177.5°	45.7
29.0	28.4	28.4	28.1	27.9	27.9	27.3	26.8	26.8	26.8	26.8	180°	45.6
25.4	25.7	25.7	25.7	25.4	25.1	24.9	24.3	24.1	23.5	23.0		
23.5	23.2	23.0	22.7	22.4	22.1	21.9	21.6	21.0	20.5	19.9		
21.0	20.5	19.7	19.4	19.1	18.6	18.6	18.3	17.8	16.9	16.4		
18.3	17.8	16.9	16.4	16.4	16.1	15.6	15.3	14.5	13.7	13.1		
14.8	13.9	13.1	12.9	12.6	12.3	12.0	11.8	11.5	10.7	10.4		
10.9	10.1	9.3	9.0	8.7	8.2	7.9	7.9	7.9	7.1	6.6		
7.1	6.0	5.2	4.4	4.4	4.1	3.6	3.0	2.5	1.7	1.1		
3.6	1.9	1.1	0.3	0.3	0.3	0.0	0.0	0.0	0.0	0.0		
0.0	0.0	0.0	0.0	0.0	0.0	0.0	0.0	0.0	0.0	0.0		
0.0	0.0	0.0	0.0	0.0	0.0	0.0	0.0	0.0	0.0	0.0		
0.2	0.2	0.2	0.2	0.2	0.2	0.2	0.2	0.2	0.2	0.2		
0.5	0.5	0.5	0.5	0.5	0.5	0.5	0.5	0.5	0.5	0.5		
1.6	1.6	1.6	1.6	1.6	1.6	1.6	1.6	1.6	1.6	1.6		
2.8	2.8	2.8	2.8	2.8	2.8	2.8	2.8	2.8	2.8	2.8		
3.8	3.8	3.8	3.8	3.8	3.8	3.8	3.8	3.8	3.8	3.8		
4.8	4.8	4.8	4.8	4.8	4.8	4.8	4.8	4.8	4.8	4.8		
5.8	5.8	5.8	5.8	5.8	5.8	5.8	5.8	5.8	5.8	5.8		

'173548  
 ENT-EXX-LED-E1-SLL-8030-ULG-BBB

REPORT NUMBER: P173548  
 CATALOG NUMBER: ENT-EXX-I

**TION (continued):**

**CANDELA DISTRIBUTION (con**

170°	175°	180°	185°	190°	195°	200°	205°	210°	215°		220°	225°
6.9	6.9	6.9	6.9	6.9	6.9	6.9	6.9	6.9	6.9	0°	177.4	177.4
8.1	8.1	8.1	8.1	8.1	8.1	8.1	8.1	8.1	8.1	2.5°	174.1	173.8
9.6	9.6	9.6	9.6	9.6	9.6	9.6	9.6	9.6	9.6	5°	174.1	172.4
11.3	11.3	11.3	11.3	11.3	11.3	11.3	11.3	11.3	11.3	7.5°	174.9	173.5
13.2	13.2	13.2	13.2	13.2	13.2	13.2	13.2	13.2	13.2	10°	178.4	176.3
15.5	15.5	15.5	15.5	15.5	15.5	15.5	15.5	15.5	15.5	12.5°	181.4	179.0
17.9	17.9	17.9	17.9	17.9	17.9	17.9	17.9	17.9	17.9	15°	181.2	177.6
20.4	20.4	20.4	20.4	20.4	20.4	20.4	20.4	20.4	20.4	17.5°	175.4	171.3
22.8	22.8	22.8	22.8	22.8	22.8	22.8	22.8	22.8	22.8	20°	165.9	160.4
25.2	25.2	25.2	25.2	25.2	25.2	25.2	25.2	25.2	25.2	22.5°	153.6	148.4
27.6	27.6	27.6	27.6	27.6	27.6	27.6	27.6	27.6	27.6	25°	141.5	135.5
29.9	29.9	29.9	29.9	29.9	29.9	29.9	29.9	29.9	29.9	27.5°	128.1	123.0
32.1	32.1	32.1	32.1	32.1	32.1	32.1	32.1	32.1	32.1	30°	114.5	109.9
34.0	34.0	34.0	34.0	34.0	34.0	34.0	34.0	34.0	34.0	32.5°	101.4	97.0
35.6	35.6	35.6	35.6	35.6	35.6	35.6	35.6	35.6	35.6	35°	88.3	83.9
37.3	37.3	37.3	37.3	37.3	37.3	37.3	37.3	37.3	37.3	37.5°	75.7	71.6
38.8	38.8	38.8	38.8	38.8	38.8	38.8	38.8	38.8	38.8	40°	63.9	60.9
40.0	40.0	40.0	40.0	40.0	40.0	40.0	40.0	40.0	40.0	42.5°	55.5	52.7
41.1	41.1	41.1	41.1	41.1	41.1	41.1	41.1	41.1	41.1	45°	48.6	46.5
42.2	42.2	42.2	42.2	42.2	42.2	42.2	42.2	42.2	42.2	47.5°	43.7	42.1
43.2	43.2	43.2	43.2	43.2	43.2	43.2	43.2	43.2	43.2	50°	40.2	38.8
44.0	44.0	44.0	44.0	44.0	44.0	44.0	44.0	44.0	44.0	52.5°	38.0	36.9
44.4	44.4	44.4	44.4	44.4	44.4	44.4	44.4	44.4	44.4	55°	36.4	35.5
44.5	44.5	44.5	44.5	44.5	44.5	44.5	44.5	44.5	44.5	57.5°	35.3	34.2
44.9	44.9	44.9	44.9	44.9	44.9	44.9	44.9	44.9	44.9	60°	33.9	33.1
45.5	45.5	45.5	45.5	45.5	45.5	45.5	45.5	45.5	45.5	62.5°	32.5	31.4
45.7	45.7	45.7	45.7	45.7	45.7	45.7	45.7	45.7	45.7	65°	30.0	28.7
45.6	45.6	45.6	45.6	45.6	45.6	45.6	45.6	45.6	45.6	67.5°	26.5	25.4
										70°	22.4	22.1
										72.5°	18.8	18.6
										75°	15.9	15.9
										77.5°	13.1	12.9
										80°	10.1	9.6
										82.5°	5.7	5.5
										85°	0.8	0.6
										87.5°	0.0	0.0
										90°	0.0	0.0
										92.5°	0.0	0.0
										95°	0.2	0.2
										97.5°	0.5	0.5
										100°	1.6	1.6
										102.5°	2.8	2.8
										105°	3.8	3.8
										107.5°	4.8	4.8
										110°	5.8	5.8



REPORT NUMBER: P173548

CATALOG NUMBER: ENT-EXX-LED-E1-SLL

LED-E1-SLL-8030-ULG-BBB

**tinued):**

**CANDELA DISTRIBUTION (continued):**

230°	235°	240°	245°	250°	255°	260°	265°	270°		220°	225°	230°
177.4	177.4	177.4	177.4	177.4	177.4	177.4	177.4	177.4	112.5°	6.9	6.9	6.9
174.1	174.3	175.4	176.0	176.3	176.3	176.5	177.1	177.4	115°	8.1	8.1	8.1
172.4	173.0	173.5	174.3	174.6	174.6	174.9	175.7	176.5	117.5°	9.6	9.6	9.6
172.7	172.4	172.7	173.2	173.2	173.2	173.5	174.3	175.2	120°	11.3	11.3	11.3
174.9	173.2	172.1	171.9	171.6	171.6	172.1	173.2	174.1	122.5°	13.2	13.2	13.2
176.8	174.6	172.4	171.0	170.0	169.4	169.7	170.8	172.4	125°	15.5	15.5	15.5
175.2	171.9	169.4	167.5	165.9	165.3	165.6	166.4	168.3	127.5°	17.9	17.9	17.9
168.1	164.5	161.8	160.4	159.6	159.3	159.8	161.5	163.1	130°	20.4	20.4	20.4
157.9	156.0	153.6	152.8	151.1	151.1	150.8	150.8	151.7	132.5°	22.8	22.8	22.8
146.7	145.6	143.2	141.3	139.3	139.1	137.2	137.4	137.2	135°	25.2	25.2	25.2
133.9	132.5	129.5	126.8	124.6	123.2	121.1	120.8	120.0	137.5°	27.6	27.6	27.6
121.1	118.9	115.3	112.6	109.9	107.9	106.0	104.1	103.6	140°	29.9	29.9	29.9
107.9	106.0	101.9	99.5	95.6	92.9	91.3	88.5	87.2	142.5°	32.1	32.1	32.1
95.1	92.9	88.3	83.6	80.9	77.6	75.1	71.6	70.0	145°	34.0	34.0	34.0
80.9	79.5	74.9	70.0	67.5	63.1	60.1	57.1	56.6	147.5°	35.6	35.6	35.6
69.4	66.4	62.8	59.0	54.9	52.4	51.1	50.5	50.3	150°	37.3	37.3	37.3
58.8	56.9	53.6	50.8	48.9	48.4	48.4	48.4	48.6	152.5°	38.8	38.8	38.8
51.6	49.2	47.6	46.7	46.7	47.0	47.3	47.8	48.4	155°	40.0	40.0	40.0
45.6	44.8	44.8	44.5	45.1	45.6	46.5	47.3	47.8	157.5°	41.1	41.1	41.1
41.5	41.8	42.3	42.6	43.7	44.5	45.4	45.9	46.5	160°	42.2	42.2	42.2
38.3	38.5	39.1	39.9	40.7	41.8	42.6	43.2	43.4	162.5°	43.2	43.2	43.2
36.4	36.4	37.2	38.0	39.1	39.9	40.7	41.0	41.5	165°	44.0	44.0	44.0
34.7	35.0	35.8	36.4	36.9	37.4	38.0	38.3	39.3	167.5°	44.4	44.4	44.4
33.6	33.9	34.2	33.6	34.2	34.7	35.3	35.8	36.4	170°	44.5	44.5	44.5
32.2	31.7	31.1	31.1	31.4	32.0	33.1	33.9	34.7	172.5°	44.9	44.9	44.9
30.6	29.8	29.0	28.7	29.0	29.5	30.6	31.7	32.2	175°	45.5	45.5	45.5
27.9	27.6	27.3	27.1	27.3	27.9	29.0	29.8	30.6	177.5°	45.7	45.7	45.7
25.1	24.9	24.6	24.9	25.1	25.7	26.8	27.6	28.4	180°	45.6	45.6	45.6
21.9	21.9	21.9	22.1	22.4	23.5	24.3	25.4	25.7				
18.3	18.8	18.8	18.8	19.4	20.8	21.9	23.0	23.5				
15.6	15.3	15.9	15.9	16.4	17.5	18.3	19.1	19.4				
12.6	12.6	12.9	12.9	12.9	13.4	13.9	13.9	13.9				
9.3	9.0	8.7	8.2	8.2	8.5	8.5	8.5	9.0				
4.4	3.6	3.6	3.3	3.0	3.0	3.0	3.6	3.8				
0.3	0.3	0.3	0.3	0.3	0.3	0.3	0.6	0.6				
0.0	0.3	0.3	0.3	0.6	0.6	0.6	0.8	0.8				
0.0	0.0	0.0	0.0	0.0	0.0	0.0	0.0	0.0				
0.0	0.0	0.0	0.0	0.0	0.0	0.0	0.0	0.0				
0.2	0.2	0.2	0.2	0.2	0.2	0.2	0.2	0.2				
0.5	0.5	0.5	0.5	0.5	0.5	0.5	0.5	0.5				
1.6	1.6	1.6	1.6	1.6	1.6	1.6	1.6	1.6				
2.8	2.8	2.8	2.8	2.8	2.8	2.8	2.8	2.8				
3.8	3.8	3.8	3.8	3.8	3.8	3.8	3.8	3.8				
4.8	4.8	4.8	4.8	4.8	4.8	4.8	4.8	4.8				
5.8	5.8	5.8	5.8	5.8	5.8	5.8	5.8	5.8				



REPORT NUMBER: P173548

CATALOG NUMBER: ENT-EXX-LED-E1-SLL-8030-ULC

.-8030-ULG-BBB

**CANDELA DISTRIBUTION (continued):**

235°	240°	245°	250°	255°	260°	265°	270°		275°	280°	285°	290°
6.9	6.9	6.9	6.9	6.9	6.9	6.9	6.9	0°	177.4	177.4	177.4	177.4
8.1	8.1	8.1	8.1	8.1	8.1	8.1	8.1	2.5°	177.1	177.6	177.6	178.2
9.6	9.6	9.6	9.6	9.6	9.6	9.6	9.6	5°	176.5	177.1	177.4	178.2
11.3	11.3	11.3	11.3	11.3	11.3	11.3	11.3	7.5°	175.7	176.8	177.4	178.4
13.2	13.2	13.2	13.2	13.2	13.2	13.2	13.2	10°	174.9	176.5	177.6	179.5
15.5	15.5	15.5	15.5	15.5	15.5	15.5	15.5	12.5°	174.1	175.7	177.6	179.5
17.9	17.9	17.9	17.9	17.9	17.9	17.9	17.9	15°	170.0	171.6	174.3	177.1
20.4	20.4	20.4	20.4	20.4	20.4	20.4	20.4	17.5°	164.0	165.6	167.8	170.2
22.8	22.8	22.8	22.8	22.8	22.8	22.8	22.8	20°	152.5	153.0	155.2	157.9
25.2	25.2	25.2	25.2	25.2	25.2	25.2	25.2	22.5°	136.4	136.1	137.2	140.2
27.6	27.6	27.6	27.6	27.6	27.6	27.6	27.6	25°	118.0	119.1	118.3	121.9
29.9	29.9	29.9	29.9	29.9	29.9	29.9	29.9	27.5°	101.1	101.9	103.0	104.6
32.1	32.1	32.1	32.1	32.1	32.1	32.1	32.1	30°	85.0	84.7	85.5	86.9
34.0	34.0	34.0	34.0	34.0	34.0	34.0	34.0	32.5°	68.3	68.1	68.3	69.7
35.6	35.6	35.6	35.6	35.6	35.6	35.6	35.6	35°	56.0	55.2	56.0	57.9
37.3	37.3	37.3	37.3	37.3	37.3	37.3	37.3	37.5°	50.5	50.5	51.4	52.7
38.8	38.8	38.8	38.8	38.8	38.8	38.8	38.8	40°	48.9	49.2	49.7	50.8
40.0	40.0	40.0	40.0	40.0	40.0	40.0	40.0	42.5°	48.6	48.6	48.6	49.2
41.1	41.1	41.1	41.1	41.1	41.1	41.1	41.1	45°	48.1	47.8	47.8	47.8
42.2	42.2	42.2	42.2	42.2	42.2	42.2	42.2	47.5°	46.7	46.5	46.5	46.5
43.2	43.2	43.2	43.2	43.2	43.2	43.2	43.2	50°	43.7	44.0	44.0	44.3
44.0	44.0	44.0	44.0	44.0	44.0	44.0	44.0	52.5°	41.8	42.3	42.6	43.2
44.4	44.4	44.4	44.4	44.4	44.4	44.4	44.4	55°	39.9	41.0	41.8	42.3
44.5	44.5	44.5	44.5	44.5	44.5	44.5	44.5	57.5°	36.9	38.0	38.8	40.2
44.9	44.9	44.9	44.9	44.9	44.9	44.9	44.9	60°	35.3	35.8	36.1	36.9
45.5	45.5	45.5	45.5	45.5	45.5	45.5	45.5	62.5°	33.1	33.6	34.2	34.4
45.7	45.7	45.7	45.7	45.7	45.7	45.7	45.7	65°	31.1	31.7	32.5	32.8
45.6	45.6	45.6	45.6	45.6	45.6	45.6	45.6	67.5°	29.0	29.8	30.3	30.6
								70°	26.5	27.6	27.9	28.4
								72.5°	24.1	24.6	24.9	25.4
								75°	20.2	21.0	21.6	21.9
								77.5°	15.0	15.9	16.7	17.5
								80°	9.6	10.4	10.9	11.5
								82.5°	4.4	5.2	5.5	6.0
								85°	0.8	0.8	0.8	1.1
								87.5°	0.8	1.1	1.1	1.1
								90°	0.0	0.0	0.0	0.0
								92.5°	0.0	0.0	0.0	0.0
								95°	0.2	0.2	0.2	0.2
								97.5°	0.5	0.5	0.5	0.5
								100°	1.6	1.6	1.6	1.6
								102.5°	2.8	2.8	2.8	2.8
								105°	3.8	3.8	3.8	3.8
								107.5°	4.8	4.8	4.8	4.8
								110°	5.8	5.8	5.8	5.8



REPORT NUMBER: P173548

CATALOG NUMBER: ENT-EXX-LED-E1-SLL-8030-ULG-BBB

5-BBB

**CANDELA DISTRIBUTION (continued):**

295°	300°	305°	310°	315°	320°	325°		275°	280°	285°	290°	295°
177.4	177.4	177.4	177.4	177.4	177.4	177.4	112.5°	6.9	6.9	6.9	6.9	6.9
178.2	178.4	179.0	179.0	179.5	179.5	180.1	115°	8.1	8.1	8.1	8.1	8.1
178.7	179.3	180.1	180.3	181.4	182.0	182.5	117.5°	9.6	9.6	9.6	9.6	9.6
179.5	180.3	181.4	182.2	183.6	184.4	185.3	120°	11.3	11.3	11.3	11.3	11.3
180.9	182.2	184.2	185.0	186.1	188.0	189.4	122.5°	13.2	13.2	13.2	13.2	13.2
182.8	184.7	187.2	189.4	190.7	193.4	195.6	125°	15.5	15.5	15.5	15.5	15.5
180.1	184.2	187.2	191.3	194.8	199.5	203.3	127.5°	17.9	17.9	17.9	17.9	17.9
173.5	177.4	182.5	187.7	193.2	201.1	208.8	130°	20.4	20.4	20.4	20.4	20.4
161.5	165.9	171.9	178.4	186.4	196.8	207.7	132.5°	22.8	22.8	22.8	22.8	22.8
144.0	147.8	154.4	161.8	170.8	183.6	199.5	135°	25.2	25.2	25.2	25.2	25.2
125.4	130.6	136.9	144.8	154.9	170.2	187.2	137.5°	27.6	27.6	27.6	27.6	27.6
107.7	113.1	120.0	128.7	140.4	156.9	176.3	140°	29.9	29.9	29.9	29.9	29.9
89.4	95.6	101.9	112.9	124.6	141.8	163.4	142.5°	32.1	32.1	32.1	32.1	32.1
72.9	77.6	85.2	95.1	108.8	125.7	148.6	145°	34.0	34.0	34.0	34.0	34.0
59.8	63.7	71.0	80.6	92.9	109.6	129.5	147.5°	35.6	35.6	35.6	35.6	35.6
54.7	57.7	62.8	69.7	80.6	96.7	113.7	150°	37.3	37.3	37.3	37.3	37.3
52.7	55.5	59.3	65.3	73.8	86.1	100.6	152.5°	38.8	38.8	38.8	38.8	38.8
50.8	53.6	57.9	63.4	70.5	79.3	91.5	155°	40.0	40.0	40.0	40.0	40.0
49.2	52.2	56.9	62.8	69.4	77.1	86.6	157.5°	41.1	41.1	41.1	41.1	41.1
47.6	50.3	54.9	61.7	68.9	77.1	86.6	160°	42.2	42.2	42.2	42.2	42.2
45.1	47.8	52.7	59.8	67.8	76.8	87.7	162.5°	43.2	43.2	43.2	43.2	43.2
43.7	46.2	51.4	59.3	67.8	77.6	89.4	165°	44.0	44.0	44.0	44.0	44.0
42.9	45.1	51.1	60.1	70.0	81.4	94.3	167.5°	44.4	44.4	44.4	44.4	44.4
41.5	44.0	50.3	60.4	72.7	86.9	103.0	170°	44.5	44.5	44.5	44.5	44.5
37.7	40.7	47.6	58.5	71.9	89.4	110.7	172.5°	44.9	44.9	44.9	44.9	44.9
34.7	36.6	42.3	53.8	67.8	86.6	112.0	175°	45.5	45.5	45.5	45.5	45.5
33.3	34.4	38.3	47.6	61.2	81.4	107.9	177.5°	45.7	45.7	45.7	45.7	45.7
31.4	32.0	34.7	42.1	52.4	72.1	97.8	180°	45.6	45.6	45.6	45.6	45.6
29.0	29.2	31.4	36.1	43.7	57.4	81.7						
26.0	26.5	27.9	31.1	36.1	44.0	59.3						
22.4	22.7	23.2	25.4	28.4	33.9	42.1						
18.0	18.0	18.6	19.7	21.3	25.1	30.0						
11.8	12.6	13.1	15.0	15.6	18.3	21.3						
6.8	7.4	7.6	8.2	9.6	10.9	13.1						
1.1	1.7	1.7	2.2	2.7	3.0	3.6						
1.4	1.4	1.4	1.4	1.7	1.7	1.7						
0.0	0.0	0.0	0.0	0.0	0.0	0.0						
0.0	0.0	0.0	0.0	0.0	0.0	0.0						
0.2	0.2	0.2	0.2	0.2	0.2	0.2						
0.5	0.5	0.5	0.5	0.5	0.5	0.5						
1.6	1.6	1.6	1.6	1.6	1.6	1.6						
2.8	2.8	2.8	2.8	2.8	2.8	2.8						
3.8	3.8	3.8	3.8	3.8	3.8	3.8						
4.8	4.8	4.8	4.8	4.8	4.8	4.8						
5.8	5.8	5.8	5.8	5.8	5.8	5.8						



REPORT NUMBER: P173548

CATALOG NUMBER: ENT-EXX-LED-E1-SLL-8030-ULG-BBB

**CANDELA DISTRIBUTION (continued):**

300°	305°	310°	315°	320°	325°		330°	335°	340°	345°	350°	355°
6.9	6.9	6.9	6.9	6.9	6.9	0°	177.4	177.4	177.4	177.4	177.4	177.4
8.1	8.1	8.1	8.1	8.1	8.1	2.5°	180.3	180.1	180.6	181.2	180.9	182.5
9.6	9.6	9.6	9.6	9.6	9.6	5°	183.3	183.1	183.9	184.4	184.7	185.8
11.3	11.3	11.3	11.3	11.3	11.3	7.5°	186.4	186.6	188.0	188.3	189.1	190.5
13.2	13.2	13.2	13.2	13.2	13.2	10°	189.9	191.3	192.9	193.4	194.8	196.5
15.5	15.5	15.5	15.5	15.5	15.5	12.5°	197.0	198.9	201.1	202.7	205.5	208.8
17.9	17.9	17.9	17.9	17.9	17.9	15°	206.9	211.5	215.0	218.3	222.4	226.2
20.4	20.4	20.4	20.4	20.4	20.4	17.5°	215.6	224.6	232.3	239.1	245.6	251.7
22.8	22.8	22.8	22.8	22.8	22.8	20°	219.7	233.9	245.9	258.5	271.1	279.5
25.2	25.2	25.2	25.2	25.2	25.2	22.5°	215.9	235.8	254.4	274.6	293.7	311.0
27.6	27.6	27.6	27.6	27.6	27.6	25°	207.7	232.3	259.9	288.8	317.8	344.0
29.9	29.9	29.9	29.9	29.9	29.9	27.5°	200.0	230.1	262.1	295.1	329.6	361.0
32.1	32.1	32.1	32.1	32.1	32.1	30°	189.9	222.7	257.7	291.8	329.3	366.1
34.0	34.0	34.0	34.0	34.0	34.0	32.5°	174.9	208.2	245.1	282.3	323.8	364.8
35.6	35.6	35.6	35.6	35.6	35.6	35°	157.1	190.5	228.2	267.2	313.4	359.6
37.3	37.3	37.3	37.3	37.3	37.3	37.5°	137.7	170.5	209.9	251.7	299.5	351.1
38.8	38.8	38.8	38.8	38.8	38.8	40°	121.3	150.5	191.3	236.6	286.9	340.5
40.0	40.0	40.0	40.0	40.0	40.0	42.5°	108.2	134.7	173.2	219.2	273.0	328.2
41.1	41.1	41.1	41.1	41.1	41.1	45°	100.6	122.7	157.9	203.6	258.5	315.3
42.2	42.2	42.2	42.2	42.2	42.2	47.5°	98.9	116.7	147.6	191.8	244.6	301.7
43.2	43.2	43.2	43.2	43.2	43.2	50°	100.6	116.9	142.9	184.4	233.9	289.4
44.0	44.0	44.0	44.0	44.0	44.0	52.5°	103.8	119.7	143.5	181.7	229.5	282.0
44.4	44.4	44.4	44.4	44.4	44.4	55°	109.0	127.1	149.2	184.2	229.0	279.0
44.5	44.5	44.5	44.5	44.5	44.5	57.5°	119.4	139.9	162.3	194.3	235.5	282.3
44.9	44.9	44.9	44.9	44.9	44.9	60°	132.5	157.1	184.2	218.1	251.4	293.2
45.5	45.5	45.5	45.5	45.5	45.5	62.5°	140.4	174.1	211.2	250.6	284.7	318.9
45.7	45.7	45.7	45.7	45.7	45.7	65°	139.6	181.2	233.6	289.6	332.3	365.1
45.6	45.6	45.6	45.6	45.6	45.6	67.5°	130.6	176.0	228.2	291.8	356.0	402.2
						70°	109.0	151.4	212.3	289.1	368.1	427.4
						72.5°	86.9	124.3	182.5	254.9	332.8	393.5
						75°	57.9	87.7	134.7	195.6	252.2	305.0
						77.5°	39.3	55.5	84.1	128.4	175.2	218.3
						80°	26.2	34.7	48.1	70.8	98.1	125.7
						82.5°	15.3	19.1	24.6	35.0	51.9	73.2
						85°	4.1	5.2	6.8	9.0	16.1	28.4
						87.5°	1.7	1.4	1.4	1.4	1.4	1.4
						90°	0.0	0.0	0.0	0.0	0.0	0.0
						92.5°	0.0	0.0	0.0	0.0	0.0	0.0
						95°	0.2	0.2	0.2	0.2	0.2	0.2
						97.5°	0.5	0.5	0.5	0.5	0.5	0.5
						100°	1.6	1.6	1.6	1.6	1.6	1.6
						102.5°	2.8	2.8	2.8	2.8	2.8	2.8
						105°	3.8	3.8	3.8	3.8	3.8	3.8
						107.5°	4.8	4.8	4.8	4.8	4.8	4.8
						110°	5.8	5.8	5.8	5.8	5.8	5.8



REPORT NUMBER: P173548

CATALOG NUMBER: ENT-EXX-LED-E1-SLL-8030-ULG-BBB

**CANDELA DISTRIBUTION (continued):**

360°		330°	335°	340°	345°	350°	355°	360°
177.4	112.5°	6.9	6.9	6.9	6.9	6.9	6.9	6.9
181.2	115°	8.1	8.1	8.1	8.1	8.1	8.1	8.1
185.5	117.5°	9.6	9.6	9.6	9.6	9.6	9.6	9.6
190.7	120°	11.3	11.3	11.3	11.3	11.3	11.3	11.3
198.7	122.5°	13.2	13.2	13.2	13.2	13.2	13.2	13.2
210.1	125°	15.5	15.5	15.5	15.5	15.5	15.5	15.5
230.6	127.5°	17.9	17.9	17.9	17.9	17.9	17.9	17.9
257.1	130°	20.4	20.4	20.4	20.4	20.4	20.4	20.4
289.6	132.5°	22.8	22.8	22.8	22.8	22.8	22.8	22.8
326.3	135°	25.2	25.2	25.2	25.2	25.2	25.2	25.2
368.1	137.5°	27.6	27.6	27.6	27.6	27.6	27.6	27.6
393.8	140°	29.9	29.9	29.9	29.9	29.9	29.9	29.9
399.2	142.5°	32.1	32.1	32.1	32.1	32.1	32.1	32.1
403.1	145°	34.0	34.0	34.0	34.0	34.0	34.0	34.0
404.2	147.5°	35.6	35.6	35.6	35.6	35.6	35.6	35.6
402.5	150°	37.3	37.3	37.3	37.3	37.3	37.3	37.3
395.9	152.5°	38.8	38.8	38.8	38.8	38.8	38.8	38.8
387.5	155°	40.0	40.0	40.0	40.0	40.0	40.0	40.0
376.8	157.5°	41.1	41.1	41.1	41.1	41.1	41.1	41.1
363.7	160°	42.2	42.2	42.2	42.2	42.2	42.2	42.2
351.4	162.5°	43.2	43.2	43.2	43.2	43.2	43.2	43.2
341.8	165°	44.0	44.0	44.0	44.0	44.0	44.0	44.0
335.8	167.5°	44.4	44.4	44.4	44.4	44.4	44.4	44.4
336.6	170°	44.5	44.5	44.5	44.5	44.5	44.5	44.5
345.1	172.5°	44.9	44.9	44.9	44.9	44.9	44.9	44.9
366.4	175°	45.5	45.5	45.5	45.5	45.5	45.5	45.5
406.9	177.5°	45.7	45.7	45.7	45.7	45.7	45.7	45.7
446.5	180°	45.6	45.6	45.6	45.6	45.6	45.6	45.6
484.7								
459.6								
350.9								
252.5								
146.5								
91.5								
39.6								
1.4								
0.0								
0.0								
0.2								
0.5								
1.6								
2.8								
3.8								
4.8								
5.8								

(END OF F

Cooper Lighting Solutions Photometric Lab  
1121 Highway 74 South  
Peachtree City, GA 30269

Scaled Data Report



(REPORT)